

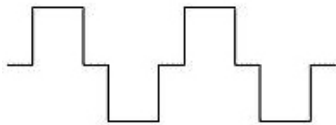
# Modified Sine Wave Inverter

Model :SSM1500W-12



## Feature:

- ◇ Input Voltage:12V DC
- ◇ Output Voltage:110V,220V,230V,240V
- ◇ Rated Power:1500W
- ◇ Surge Power:3000W
- ◇ Quality Warranty:1.5 years
- ◇ CE,RoHS, Approved



**Modified Sine Wave**

1500 watts continuous power with 3000 watts surge capacity

Automatic protection against overload, over temperature and low/high battery conditions

Application: Home and Office appliances, Power tools and Portable equipments, Vehicle, Yacht and Solar power systems...etc.Two AC three-prong grounded AC outlets receptacles for connecting multiple loads

High surge capacity for products that require more power to start.

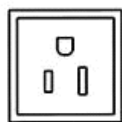
## Protection Features

- 1) Overload shutdown
- 2) Over temperature shutdown
- 3) Low voltage alarm
- 4) Low voltage shutdown
- 5) High battery voltage shutdown
- 6) Short circuit protection
- 7) Polarity reverse connection protection

## Specification:

Model No	SSM1500W-12
Max. Continuous Power	1500 watts
Peak Power	3000 watts
AC output voltage	110V,120V,220V,230V,240V AC
AC output frequency	50 or 60 +/-2 Hz
AC output waveform	Modified Sine Wave
DC input voltage	12V DC
voltage range	10.5~15.0V
No Load Current Draw	<0.6 amps
LED Indicator	Input voltage level, output load level and status
Efficiency (Typ.)	>86%
Fuse (12V)	40A *4 (12V)
Bat. Low Alarm	10.5V
Bat. Low Shutdown	10.0V
Over Load	Shut off output voltage, re-power on to recover
Over Voltage	15.5V
Cooling	Loading controlled cooling fan
Dimensions	336×265×93mm(L×W×H)
Weight	4.7Kgs

## AC Output Optional:




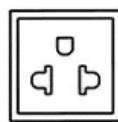
A  
USA



B  
AUSTRALIA



C  
UNIVERSAL Europe+USA+Japan



E  
U.K



F  
FRANCE



G  
GERMANY

## Packing Including:

- 1) 1500W Modified Sine Wave Inverter
- 2) Connect Cable( Black and Red)
- 3) User Manual