

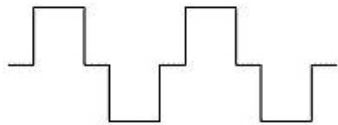
# Modified Sine Wave Inverter

# Model :SSM2000W-24



### Feature:

- ✧ Input Voltage:24V DC
- ✧ Output Voltage:110V,220V,230V,240V
- ✧ Rated Power:2000W
- ✧ Surge Power:4000W
- ✧ Quality Warranty:1.5 years
- ✧ CE,RoHS, Approved



**Modified Sine Wave**

2000 watts continuous power with 4000 watts surge capacity

Automatic protection against overload, over temperature and low/high battery conditions

Application: Home and Office appliances, Power tools and Portable equipments, Vehicle, Yacht and Solar power systems...etc.Two AC three-prong grounded AC outlets receptacles for connecting multiple loads

High surge capacity for products that require more power to start.

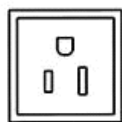
### Protection Features

- 1) Overload shutdown
- 2) Over temperature shutdown
- 3) Low voltage alarm
- 4) Low voltage shutdown
- 5) High battery voltage shutdown
- 6) Short circuit protection
- 7) Polarity reverse connection protection

## Specification:

Model No	SSM2000W-24
Max. Continuous Power	2000 watts
Peak Power	4000 watts
AC output voltage	110V,120V,220V,230V,240VAC
AC output frequency	50 or 60 +/-2 Hz
AC output waveform	Modified Sine Wave
DC input voltage	24VDC
voltage range	21.0~30.0V
No Load Current Draw	<0.8 amps
LED Indicator	Input voltage level, output load level and status
Efficiency (Typ.)	>85%
Fuse (12V)	20A *6(24V)
Bat. Low Alarm	21.0V
Bat. Low Shutdown	20.0V
Over Load	Shut off output voltage, re-power on to recover
Over Voltag	31.0V
Cooling	Loading controlled cooling fan
Dimensions	389×265×93mm(L×W×H)
Weight	5.4 kgs

## AC Output Optional:




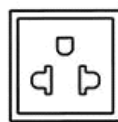
A  
USA



B  
AUSTRALIA



C  
UNIVERSAL Europe+USA+Japan



E  
U.K



F  
FRANCE



G  
GERMANY

## Packing Including:

- 1) 2000W Modified Sine Wave Inverter
- 2) Connect Cable( Black and Red)
- 3) User Manual