

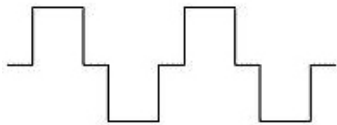
# Modified Sine Wave Inverter

Model :SSM300W-12



## Feature:

- ◇ Input Voltage:12V DC
- ◇ Output Voltage:110V,220V,230V,240V
- ◇ Rated Power:300W
- ◇ Surge Power:600W
- ◇ Quality Warranty:1.5 years
- ◇ CE,RoHS, Approved



Modified Sine Wave

300 watts continuous power with 600 watts surge capacity

Automatic protection against overload, over temperature and low/high battery conditions

Application: Home and Office appliances, Power tools and Portable equipments, Vehicle, Yacht and Solar power systems...etc.Two AC three-prong grounded AC outlets receptacles for connecting multiple loads

High surge capacity for products that require more power to start.

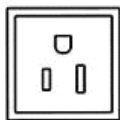
## Protection Features

- 1) Overload shutdown
- 2) Over temperature shutdown
- 3) Low voltage alarm
- 4) Low voltage shutdown
- 5) High battery voltage shutdown
- 6) Short circuit protection
- 7) Polarity reverse connection protection

## Specification:

Model No	SSM300W-12
Max. Continuous Power	300 watts
Peak Power	600 watts
AC output voltage	110V,120V,220V,230V,240V AC
AC output frequency	50 or 60 +/-2 Hz
AC output waveform	Modified Sine Wave
DC input voltage	12Vdc
voltage range	10.5~15.0V
No Load Current Draw	<0.2 amps
LED Indicator	Input voltage level, output load level and status
Efficiency (Typ.)	>87%
Fuse (12V)	35A *1 (12V)
Bat. Low Alarm	10.5V
Bat. Low Shutdown	10.0V
Over Load	Shut off output voltage, re-power on to recover
Over Voltag	15.5V
Cooling	Loading controlled cooling fan
Dimensions	170×128×52mm(L×W×H)
Weight	800g

## AC Output Optional:




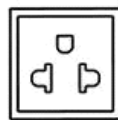
A  
USA



B  
AUSTRALIA



C  
UNIVERSAL Europe+USA+Japan



E  
U.K



F  
FRANCE



G  
GERMANY

## Packing Including:

- 1) 300W Modified Sine Wave Inverter
- 2) Connect Cable( Black and Red)
- 3) User Manual