


Modified Sine Wave Inverter

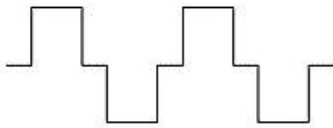
Model :SSM1200W-24



CE 
1.5 YEAR
LIMITED
WARRANTY

Feature:

- ◇ Input Voltage:24V DC
- ◇ Output Voltage:110V,220V,230V,240V
- ◇ Rated Power:1200W
- ◇ Surge Power:2400W
- ◇ Quality Warranty:1.5 years
- ◇ CE,RoHS, Approved



Modified Sine Wave

1200 watts continuous power with 2400 watts surge capacity

Automatic protection against overload, over temperature and low/high battery conditions

Application: Home and Office appliances, Power tools and Portable equipments, Vehicle, Yacht and Solar power systems...etc.Two AC three-prong grounded AC outlets receptacles for connecting multiple loads

High surge capacity for products that require more power to start.

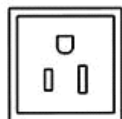
Protection Features

- 1) Overload shutdown
- 2) Over temperature shutdown
- 3) Low voltage alarm
- 4) Low voltage shutdown
- 5) High battery voltage shutdown
- 6) Short circuit protection
- 7) Polarity reverse connection protection

Specification:

Model No	SSM1200W-24
Max. Continuous Power	1200 watts
Peak Power	2400 watts
AC output voltage	110V,120V,220V,230V,240V AC
AC output frequency	50 or 60 +/-2 Hz
AC output waveform	Modified Sine Wave
DC input voltage	24VDC
voltage range	21.0~30.0V
No Load Current Draw	<0.5 amps
LED Indicator	Input voltage level, output load level and status
Efficiency (Typ.)	>86%
Fuse (12V)	20A *3(24V)
Bat. Low Alarm	21.0V
Bat. Low Shutdown	20.0V
Over Load	Shut off output voltage, re-power on to recover
Over Voltag	31.0V
Cooling	Loading controlled cooling fan
Dimensions	250×220×80mm(L×W×H)
Weight	5Kgs

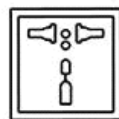
AC Output Optional:



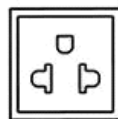
A
USA




B
AUSTRALIA



C
UNIVERSAL Europe+USA+Japan



D



E
U.K



F
FRANCE



G
GERMANY

Packing Including:

- 1) 1200W Modified Sine Wave Inverter
- 2) Connect Cable(Black and Red)
- 3) User Manual