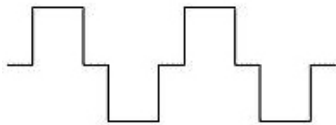




Feature:

- ✧ Input Voltage:12V DC
- ✧ Output Voltage:110V,220V,230V,240V
- ✧ Rated Power:1500W
- ✧ Surge Power:3000W
- ✧ Quality Warranty:1.5 years
- ✧ CE,RoHS, Approved



Modified Sine Wave

1500 watts continuous power with 3000 watts surge capacity

Automatic protection against overload, over temperature and low/high battery conditions

Application: Home and Office appliances, Power tools and Portable equipments, Vehicle, Yacht and Solar power systems...etc.Two AC three-prong grounded AC outlets receptacles for connecting multiple loads

High surge capacity for products that require more power to start.

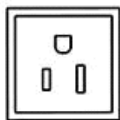
Protection Features

- 1) Overload shutdown
- 2) Over temperature shutdown
- 3) Low voltage alarm
- 4) Low voltage shutdown
- 5) High battery voltage shutdown
- 6) Short circuit protection
- 7) Polarity reverse connection protection

Specification:

| | |
|-----------------------|---|
| Model No | SSM1500W-12 |
| Max. Continuous Power | 1500 watts |
| Peak Power | 3000 watts |
| AC output voltage | 110V,120V,220V,230V,240V AC |
| AC output frequency | 50 or 60 +/-2 Hz |
| AC output waveform | Modified Sine Wave |
| DC input voltage | 12V DC |
| voltage range | 10.5~15.0V |
| No Load Current Draw | <0.6 amps |
| LED Indicator | Input voltage level, output load level and status |
| Efficiency (Typ.) | >86% |
| Fuse (12V) | 40A *4 (12V) |
| Bat. Low Alarm | 10.5V |
| Bat. Low Shutdown | 10.0V |
| Over Load | Shut off output voltage, re-power on to recover |
| Over Voltage | 15.5V |
| Cooling | Loading controlled cooling fan |
| Dimensions | 220×250×80mm(L×W×H) |
| Weight | 5Kgs |

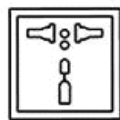
AC Output Optional:




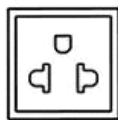
A
USA



B
AUSTRALIA



C
UNIVERSAL Europe+USA+Japan



E
U.K



F
FRANCE



G
GERMANY

Packing Including:

- 1) 1500W Modified Sine Wave Inverter
- 2) Connect Cable(Black and Red)
- 3) User Manual