

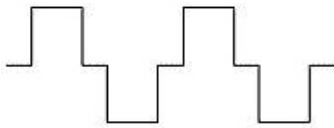
Modified Sine Wave Inverter

Model :SSM800W-12



Feature:

- ✧ Input Voltage:12V DC
- ✧ Output Voltage:110V,220V,230V,240V
- ✧ Rated Power:800W
- ✧ Surge Power:1600W
- ✧ Quality Warranty:1.5 years
- ✧ CE,RoHS, Approved



Modified Sine Wave

800 watts continuous power with 1600 watts surge capacity

Automatic protection against overload, over temperature and low/high battery conditions

Application: Home and Office appliances, Power tools and Portable equipments, Vehicle, Yacht and Solar power systems...etc.Two AC three-prong grounded AC outlets receptacles for connecting multiple loads

High surge capacity for products that require more power to start.

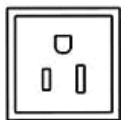
Protection Features

- 1) Overload shutdown
- 2) Over temperature shutdown
- 3) Low voltage alarm
- 4) Low voltage shutdown
- 5) High battery voltage shutdown
- 6) Short circuit protection
- 7) Polarity reverse connection protection

Specification:

Model No	SSM800W-12
Max. Continuous Power	800 watts
Peak Power	1600 watts
AC output voltage	110V,120V,220V,230V,240V AC
AC output frequency	50 or 60 +/-2 Hz
AC output waveform	Modified Sine Wave
DC input voltage	12VDC
voltage range	10.5~15.0V
No Load Current Draw	<0.4 amps
LED Indicator	Input voltage level, output load level and status
Efficiency (Typ.)	>86%
Fuse (12V)	35A *3 (12V)
Bat. Low Alarm	10.5V
Bat. Low Shutdown	10.0V
Over Load	Shut off output voltage, re-power on to recover
Over Voltag	15.5V
Cooling	Loading controlled cooling fan
Dimensions	210×150×70mm(L×W×H)
Weight	1.8Kgs

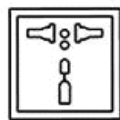
AC Output Optional:




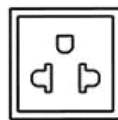
A
USA




B
AUSTRALIA



C
UNIVERSAL Europe+USA+Japan



E
U.K



F
FRANCE



G
GERMANY

Packing Including:

- 1) 800W Modified Sine Wave Inverter
- 2) Connect Cable(Black and Red)
- 3) User Manual